



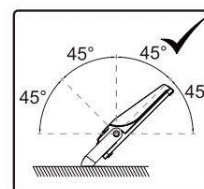
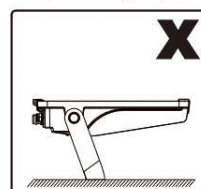
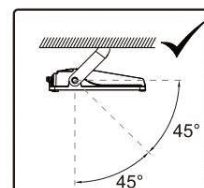
- Installation and wiring of luminaire must be in accordance with all applicable local codes.
- Installation, inspection, and maintenance of luminaires should be performed by a qualified electrician.
- **DO NOT** make or alter any open holes in the luminaire. Do not modify the luminaire.
- **DO NOT** install damaged product.
- Make sure electrical power is **OFF** before and during installation and maintenance.
- Make sure the equipment is properly grounded.
- Make sure the supply voltage is same as the rated fixture voltage.

This is not an included accessory and need to be sourced separately.

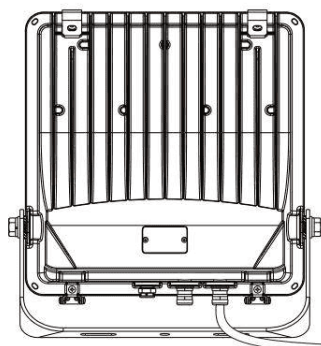


Rotatable Angle

loosen the screws



Connect Wires



AC cords

L	brown	black
N	blue	white
⏏	yellow/green	green



Warning! Do not wire dim cord to high voltage, or dim function will fail.

DIM cords

Note: color for dim cords subject to the cable label on luminaire

